

Student Engagement

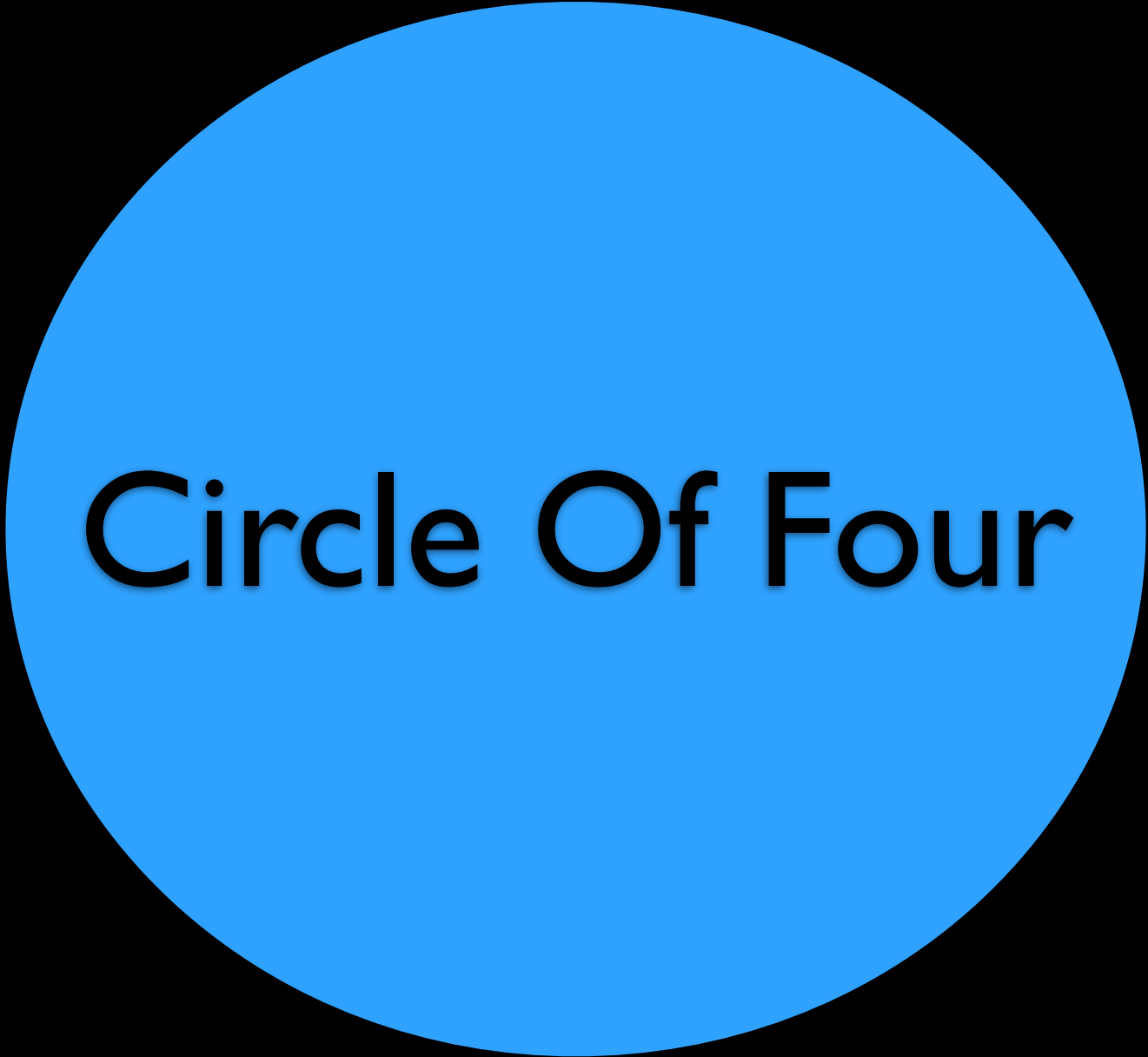
RELLCO

1st May 2010

Tony Ryan

**“A mata ki a kite,
a waha ki a rongu,
a ringa ki a marama”**

Show me and I'll see,
tell me and I'll hear,
involve me and I'll
understand



Circle Of Four

1

Gail

2

Darren

3


Kym

4

Irena



**Encourage
quality dialogue**



Encourage quality dialogue

- The quality of everyday dialogue will determine the level of professionalism in an organisation
- Two critical skills in dialogue: listening and paraphrasing
- Paraphrasing? Listen first...
 - Then pause
 - Then begin with: “So, you’re saying that...”

Assessment??

- Summative
- Formative
- Diagnostic

Formative assessment options

- Journalling (or drawing)
- Analysing a video of themselves working on a task
- Developing some performance rubrics for specific efforts
- Exploring some self-talk options

Student self-talk

- A specific awareness of their own thinking
- For students, begin with an explicit lesson
- Model your thinking (and encourage the modelling of other good thinkers)
- Ask: What (and how) are you thinking as you work on this lesson?
- Build up the Self-talk process with the use of Think Buddies

Some practical processes

- Paired Interviews
- Telephone
- Expert Jigsaw
- D:P:S:P

Paired Interviews??

Q. What's the biggest Aha for you so far today?

Q. What's the best idea you've heard?

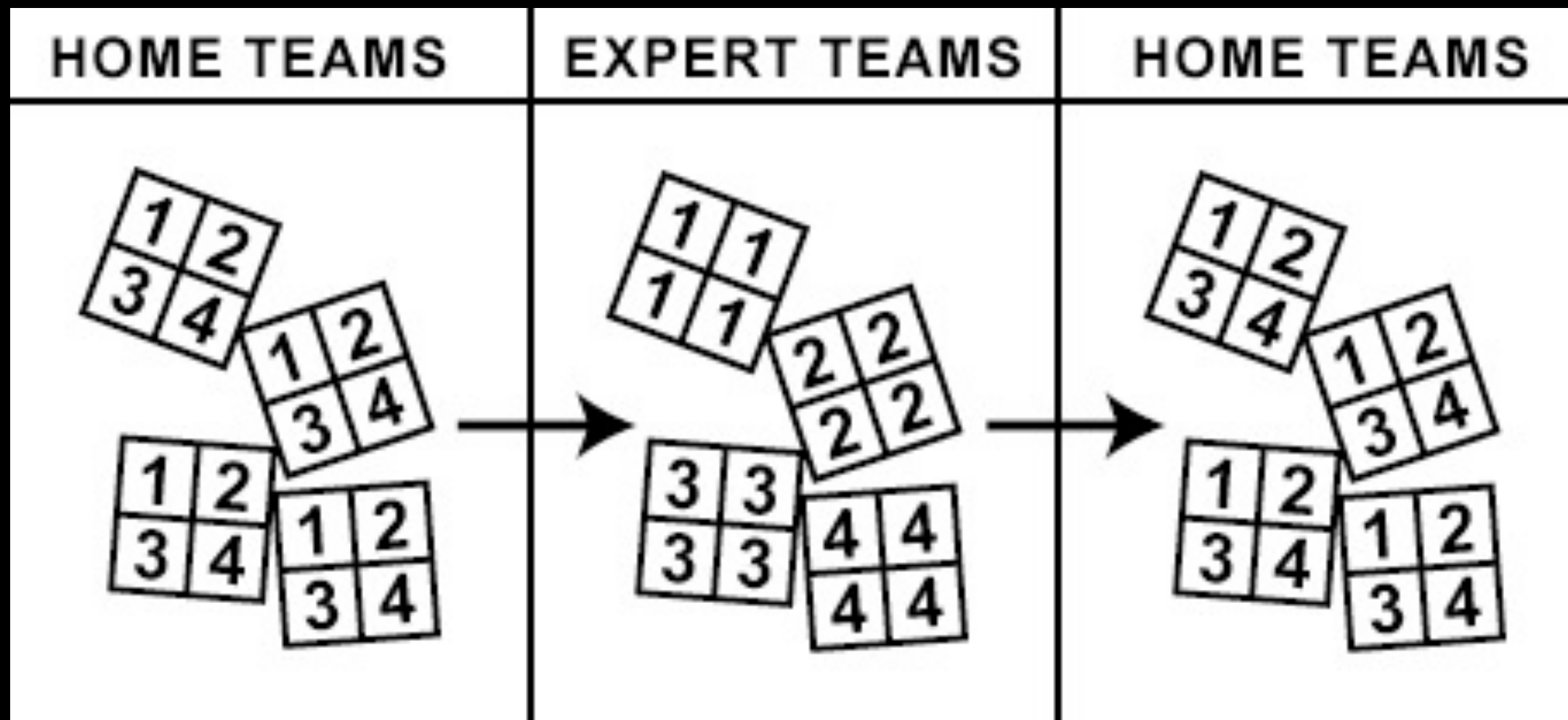
Q. What's (at least) one action you will take with what you've learned?

Telephone

- Break into pairs
- Give handout A to person A, and handout B to person B
- Each to read his/her own handout material
- Each to then teach the info to the partner

Expert Jigsaw

1. Set up 4 questions / activities
2. Start (and finish) in the Home teams



- 3. Organise everyone into Home teams (with 4 in each team)**
- 4. Each team member chooses a specific question**
- 5. Each person then moves into an Expert Team (eg all No 1s, No 2s, and so on)**
- 6. The new 'Expert' teams discuss their question**
- 7. Everyone returns to their Home team, and explain their Expert team's discussion to their Home team members**

Discuss: Publish: Shop: Polish

Form into teams of 4, and then:

- 1. Discuss all of your different responses to the question being addressed**
- 2. Publish a collection of these; each team to place their 1st draft on a large sheet**
- 3. Shop for ideas from the other groups in the room**
- 4. Polish off your plan back in your own team**

A spot of coaching

1. What three ideas / concepts most appealed to you from this session?
2. What could you put into action?
3. What will you put into action?
4. What's the 1st step?
5. How will you keep it going?